

 Big Idea – God Reveals Himself

God showed himself to Moses as the forever holy God who promised to rescue his people. Moses was sent as his messenger.

The God of the Bible is the only, forever God who cannot be stopped from rescuing his people.

 READY? Let's Pray!

Dear God, please help us today as we learn more about you. AMEN

 Bible Story – Exodus 3:1 – 4:17

Tell the story using suitable visual aids and a child friend version of the bible, like the International Children's Bible or the Lion Story Teller Bible. These do not need to be the full set of colour visuals, but a few pictures or simple drawings that help the children engage with the story. The Visual Aids which will help to explain the abstract concepts are provided on page 3 of this session.

The basic structure of the story is as follows:

- God shows himself to Moses as a holy God who is concerned about his people.
- God is going to use Moses to rescue his people.
- Moses tells God all the problems that he has with God's plan. With very young children, there is no need to go through each objection. Simply tell the children some of the excuses that Moses had.
- In 4:2-9, God uses miraculous signs to help Moses understand that he is powerful enough to help Moses. God also promised to be with Moses.

Once you have told the story use the visual aids to prompt the children with the questions.

- Can they remember what Moses learned about God? Use the Visual Aid pictures to represent these aspects of God's character. (Holy - burning bush, Sees everything - eye, he hears us - ear, he cares about us - heart, broken chain - he rescues us, he can do amazing things - staff and snake.)
- Ask the children which picture is the one they like the most and why.

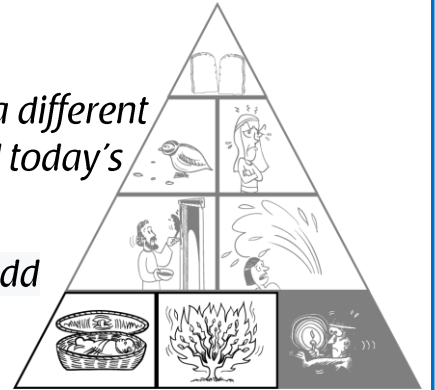


Activity Time – Choose any combination of **Game**, **Craft** or **Song** that works for you. **Don't miss out on Round Up or Prayer!**

Craft... Overview Picture

This term each week we are making an Overview Picture with a different part of the pyramid to decorate however you want! You will find today's piece on page 4 of this session.

Can the children remember what the first picture is all about? Add the second picture, the burning bush.



Game... Grandma's Footsteps

One child stands facing a wall with a length of rope placed on the floor a metre or two away from him/her. The child is the burning bush and the rope is the limit any other child can approach because God is Holy. Everyone else starts at the other end of the room. They have to tiptoe up to the 'bush'. When the 'bush' turns, if he/she sees anyone moving, that person has to go back to the start. If any children get to the line without being caught, they win.

You could point out that no-one can touch the 'bush'. You could also place some red hearts on the rope line. The children have to grab a red heart without being seen. God is holy and loving!

Song...

Every Step - Nick & Becky Drake

https://www.youtube.com/watch?v=nZBhKp5_HwE



Round Up

In today's story Moses heard how God cannot be stopped from rescuing his people. Explore the way in which Jesus rescues us. God is holy. Because he is holy, we cannot be near him because of our sin (the way we treat God that causes us to say, think, feel and do wrong things). God sent Jesus to be our rescuer. Jesus died so we could be free to be friends with God again. Isn't that amazing!




Prayer: Cut out some leaf-shaped pieces of paper big enough for the children to write or draw on. Also draw or print a bush outline (trunk and branches) on a large piece of paper.

Give one (or more) of the leaves to each child. Encourage the children to write or draw something they have learned about what God is like onto each leaf. Paste the leaves on the bush and spend some time thanking God for who he is.



God is Holy



God has seen the misery of his people




God has heard their cries for help



God is concerned about his people



God is going to rescue his people



God is powerful to do amazing things

