

Explorers - Together @ Home



Big Idea – God delivers his People

God kills the firstborn in Egypt as a judgement for Pharaoh's refusal to obey, but saves all who trust in the blood of a Passover Lamb

God will one day judge sin but He will protect all who trust in the blood of Jesus, over Passover Lamb

READY? Let's Pray!

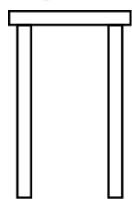
Dear God, please help us today as we learn more about you.
AMEN

You could...

Watch clips from the film 'Prince of Egypt' that depicts today's story:

<https://www.youtube.com/watch?v=HXmru6NrSAY>

Bible Story – Exodus 11:1 – 12:42



Before the session: Create two door frame shapes out of three strips of cardboard or brown paper

← i.e. like this. Place an image of a boy or girl under each arch.

Tell the story from a Children Storyteller bible or by using the International Children Bible online. This is a gripping story to tell. *One way is to imagine your family as an Israelite family, perhaps pick an adult to be the eldest boy.* At the appropriate point in the story, substitute/swap the girl/boy image for a picture of a lamb. Use red poster paint, as blood, to paint one of the door frames.

For younger children we may feel like we need to avoid the topic of death and animals dying but they will cope with the idea of the lamb dying if you keep the lamb in plain sight, even after showing them the 'blood'. Remain gentle and calm throughout. Explain that you are using paint, but God's people used blood.

It is trauma and mood that can frighten little children, not the concepts of death or blood. So, keep the mood calm, and tell them the bare facts, not the traumatic detail. They take their cues from you – so if you are gentle, loving and calm, then they will stay calm and able to learn about this very important event.

As you come to the end of the story, change their mood completely by feeling relief and joy to be safe. Finish with the complete joy you feel that God has kept you safe. What do the children think the Israelites would have done at that moment? (Sung a song, leapt for joy, prayed prayers of thanks?)

You could do this by using the song in this session!




Activity Time – Choose any combination of **Game**, **Craft** or **Song** that works for you. **Don't miss out on Round Up or Prayer!**

Craft... Overview Picture

This term each week we are making an Overview Picture with a different part of the pyramid to decorate however you want! You will find today's piece on page 3 of this session.

Can the children remember what the first two pictures are all about? Add the fourth picture, the Passover.



Game... Danger? This game explores the action the children might take to be safe in certain situations. Draw up a list of possible dangers and an action that describes the action one might take. This might be:

A big fish is eating your toes – 'swim' to the opposite wall. **The bus is wobbling** – sit down.

The bathwater is very hot – jump to one side as though jumping out of the bath.

You might want to think of your own list for the above and the children can suggest the various actions. Remind the children that the Israelites needed to do something to be safe from the danger that was coming.

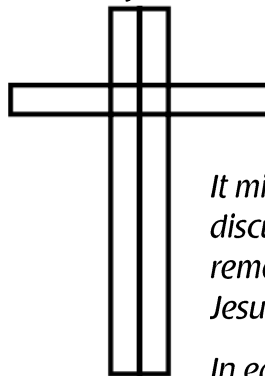

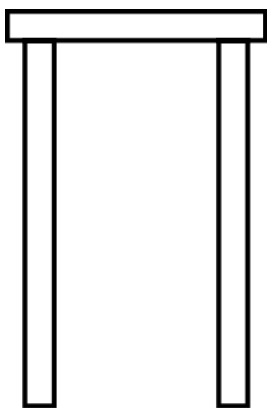
Song... Every Step - Nick & Becky Drake

<https://www.youtube.com/watch?v=nZBhKp5HwE>



Round Up

At the end of the lesson, you can use the painted door frame to make the link between the Passover and Jesus' death on the cross. To do this, re-arrange the three strips you have used for the door frame to form a cross, as shown below.



Reassure them that they will always be safe by trusting in Jesus and he will keep them safe forever (eternity).

It might be helpful to finish this lesson with a brief discussion to see how much of the story they can remember. Then explore with the children how Jesus keeps us safe as the lamb kept Israel safe.

In each case, it is trusting God's plan.



Prayer: It should be clear to the children from this lesson that Jesus died in their place as their substitute. Instead of each of us being punished for our sin, Jesus took our punishment.

Write or draw a number of generic sins on a sheet of paper.

Have a bowl of red paint and a brush. Let the children use the brush and take turns to paint over the sins. Jesus' blood covers our sin and rescues us if we trust in him.

Pray a simple prayer of thanks to close.

